



慶泰樹脂



國際田徑協會認證

國際網球協會認證

正字標記

環境管理認證

國家鑒石獎

國際品質認證

台灣精品

國家品質獎

HIPOXY

919

防滲水黏著材料

Impervious Adhesion Material













821

混凝土結構體修補材料

Structure Repair Material

超黏 · 防滲水 · 超強 · 速乾凝

High Adhesion, Impervious, High Strength, Fast Curing

 <p>貼瓷磚 Fix tile</p>	 <p>防滲水 Impervious</p>	 <p>修補 Repair</p>	 <p>補缺角 Trimming</p>
 <p>矽鈣板 Gypsum board</p>	 <p>貼木質板 Plywood</p>	 <p>速乾凝 Fast drying</p>	 <p>補圓角 Trimming</p>
 <p>不鏽鋼材 Stainless steel</p>	 <p>浴室防滲 Bathroom impervious</p>	 <p>補縫 Patching</p>	 <p>補縫 Patching</p>



HIPOXY 919

防滲水黏著材料 Impervious Adhesion Material

特 性

HIPOXY 919 防滲水黏著材，以 PU 為彈性基質的改質主劑，配合特殊調配的硬化劑混合後，形成細緻膠狀體，具有強力接著力、超細密性及彈性，且具有防滲水、防震裂的超強黏著力。適用於浴室、廚房等需防滲水、耐腐蝕之地坪及牆壁。適用於金屬材質、塑膠材質、及各種水泥砂漿不易黏貼材質，是強力黏著材、防滲水黏著材。

用 途

1. 輕隔間之浴室、廚房、電梯間之地坪、牆面磁磚貼黏。
2. 鋼板、鋁材、木質板之地坪、牆面、表面裝修材貼黏。
3. 舊浴室、廚房翻修、可直接黏貼磁磚等裝修材。
4. 矽酸鈣板、各類材質板面黏著或接縫填實。

物 性

項 目	國家標準 (CNS-12611)	HIPOXY
儲存安定性	容積及黏度不得有顯著變化	無變化
混合完成易辨性	混合完成時之顏色應明顯	符合
黏著強度	標 準	6(58.8)以上
	溫 水	3(29.4)以上
	乾燥及水中	3(29.4)以上
	乾燥及濕潤	3(29.4)以上
	熱 劣 化	3(29.4)以上
	低 溫 變 化	3(29.4)以上
	水 中 鹼 性	3(29.4)以上
耐熱性	4.5kg 之重錘，在 60°C 經 24 小時後應安定	安定
抗參差不齊性	不得產生參差不齊現象	整齊

Features

HIPOXY 919 is a impervious and two components material. They are made up of urethane-modified-epoxy (UME) coating and special hardener. It can be used as wall and floor tile adhesion and fix almost all tiles in many difficult environments, and applied to various surfaces such as metal, glazed tiles and timber as well. HIPOXY 919 demonstrates outstanding bonding, weather and water resistance properties.

Usages

1. Wall and floor tile adhesive for partition of bathroom, kitchen, etc.
2. Adhesion for metal, wood, glass and concrete, etc.
3. Especially suited to repair tiles in bathrooms, kitchens.
4. Sealing of calcium silicate board, etc.

Physical properties

Items	Criteria (CNS-12611)	HIPOXY
Storage stability	No notable change In volume and Viscosity	No change
Easy recognition of the color For the mixed material	The Color of the mixed material should have significant difference	OK
Adhesive strength	Standard	6(58.8) or above
	Warm water	3(29.4) or above
	Dry and in water	3(29.4) or above
	Dry and in wet	3(29.4) or above
	Thermal deterioration	3(29.4) or above
	Variation at low Temperature	3(29.4) or above
	Alkaline water	3(29.4) or above
Thermal endurance	Stable after hanging 4.5kg loaing at 60°C for 24 hours	Stable
Displacement resistance	No irregularity	Regularity



HIPOXY 919

防滲水黏著材料 Impervious Adhesion Material

包裝

HIPOXY 919：平面地坪專用黏著材

主劑：10kg／桶 硬化劑：1kg／桶

配比：10：1 顏色：土黃色



Packaging

HIPOXY 919: EPOXY Adhesion Material

Component A: 10 kg / pail.

Component B: 1 kg / pail.

Mixing ratio: 10:1

Colour: yellowish brown.



注意事項

1. 兩液混合後可使用時間約 30 分，氣溫會影響，請留意。
2. 施工時請用防護用具如手套等，避免直接接觸。
3. 使用時請用墊布等，避免污染環境。

Limitation

1. The material should be used immediately after mixing within 30 minutes.
2. Wear protective clothing and gloves to prevent any contact.
3. To prevent ambient environment from damage, cover or protect it with cloth.

施作程序(例：磁磚貼粘)

▲ 施作素地（牆面）前處理：

1. 施作素地需清潔、有油漬、舊漆或披覆物需清除。
2. 水泥素地（面）需完全乾燥。
3. 鐵質（金屬）表面需噴砂處理，至少達 SiSa 1 級。
4. 石膏板或石膏材質需塗佈底漆。



Application (Ex. Tiles adhesion)

▲ Surface preparation：

1. The substrates to be coated have to be firm, dry and loadbearing, free of loose and brittle particles as well as substances which impair adhesion such as oil, grease, rubber skid marks, paint or other contaminants.
2. The Cement substrates to be coated must be protected against damp or wet.
3. Rust on iron surfaces must be removed by sand-blasting.
4. The surfaces of gypsum, gypsum board and anhydrite substrates should be reinforced with a coat of primer PR- 522 or PR-544.



HIPOXY 919

防滲水黏著材料 Impervious Adhesion Material

▲ 材料混合：

1. HIPOXY 919 為兩液型使用前應依比例調和。
2. 調和時用攪拌機充分攪拌均勻，從顏色可判斷均勻度。
3. 環境溫度影響可操作時間，應以少量混合為宜。
4. 溫度低於 10°C 以下，請不可施工，因無法硬化。
5. 若過量混合，其已混合材料應儲放涼冷處以免硬化。

▲ 黏著劑塗佈：

1. 施作面標示：

- 塗佈前，應先依貼用磁磚規格或場地施工範圍大小考量，分區標示施作面。
- 分區之間隔應預留縫線以利黏著塗佈。

2. 一般貼黏：

- 一般磁磚用鋸齒鏟刀(3號)均勻塗佈再貼黏磁磚能具防水及接著效果。
- 其他材質：用鋸齒鏟刀(4號)塗佈再貼黏。

3. 大型磁磚或石板：

- 用雙面塗佈法，厚度不可超過 5mm 為宜。

4. 室外貼黏：

- 磁磚背面需完全塗抹無空隙。

5. 特別防水功能需求：



- 用平口鏟刀先塗佈 2mm 厚，再用鋸齒鏟刀輕抹齒痕 1mm 深，再貼黏。

▲ Mixing：

1. The two components must be mixed with 10:1 mixing ratio by weight.
2. Mix at fixed speed with an agitator until uniform paste obtained.
3. Temperature would influence the pot life, only mix with a small amount of material.
4. Do not apply when temperature is below 10°C.
5. Do not over mix material more than it can be used. Store mixed material under dry conditions. Do not expose to direct sunlight.



▲ Application：

1. Label of substrate:

- Label the application surface according to the tile specification or the range of construction before coating.
- Pretreatment gap between applying and masking before coating.

2. General adhesive:

- Apply HIPOXY 919 on the substrate with a No.3 serrate trowel according to the type and size of the tile.
- Other materials: Apply HIPOXY 919 on the substrate with a No.4 serrate trowel according to the type and size of the tile.

3. Large-size tile or natural stone adhesive:

- HIPOXY 919 may be used for spot bonding when fixing to wall with large-size tile or natural stone

4. Exterior laying:

- The tile-backs must be completely filled with adhesive to prevent voids left.

5. Waterproofing:

- Spread 2mm thickness by flat-trowel, and then apply 1mm depth by serrate trowel.
- Spread HIPOXY 919 with a trowel to a uniform thickness of 1 mm for waterproofing. After hardening (in any case within 24hours), apply a second layer of HIPOXY 919 with a serrate trowel.



HIPOXY 919

防滲水黏著材料 Impervious Adhesion Material

▲ 磁磚貼黏：

1. 磁磚必須完全乾燥。
2. 依標示分區線，依序放置磁磚。
3. 用適當壓力將磁磚壓粘。
4. 為有防水效果勿太用力，避免使磁磚背脊擠透黏著材料。
5. 磁磚放置貼粘，須留空隙間距，依磁磚規格而預留。

▲ 磚縫填作：

同一般水泥抹縫。

▲ 注意事項：

1. 黏著劑請依規定比例混合均勻以免影響硬化效果。
2. 不可施作潮濕之表面。
3. 施作具防水效用時，牆腳及地面先披覆一層黏著劑。
4. 重的磁磚在貼垂直面時，請用專用支架防止下垂或彎曲。
5. 填縫黏著劑避免用於大伸張性縫隙。
6. 填縫黏著劑只可用在上釉磁磚，不適用赤土陶磁磚。

▲ Laying tiles：

1. Tiles should be fully dry.
2. Label of sections to fix tile in order.
3. Properly press tiles to be fixed.
4. Avoid adhesives overflow for better waterproofing effect.
5. Lay out tiles displacement relying on tile specification.



▲ Grouting and sealing：

Joints between the tiles can be grouted with specific cementitious grouts.



▲ Limitation：

1. Mix the material according to designed mixing ratio.
2. Do not use over damp or wet surfaces.
3. The floor and corner of wall should be applied with adhesive before application of waterproofing materials.
4. For tiles adhesion in vertical wall, start tiling from the lowest level and proceed upwards. Supports may be required to prevent it from bending or dropping.
5. Do not use HIPOXY 919 in flexible expansion joints or joints subject to movement.
6. Adhesive is not suitable for application to ceramic tiles. Only use it for glazed tiles.





HIPOXY 821

混凝土結構體修補材料 Structure Repair Material

特性

HIPOXY 821 是無溶劑兩液型強固修補用材料，方便使用：

- 1.快速乾凝，超強黏著：適用於混凝土結構體修補，垂直面、仰面、各種缺失均可修補。
- 2.絕佳不收縮性：提供最整齊美觀之修補效果。
- 3.高抗壓強度：確保修補後更強固耐久。
- 4.可厚補性、重塗性：每次修補厚度達5公分可重塗。

用途

- 1.牆、樑、灌注後蜂巢面及缺角破損面，可方便修補。
- 2.混凝土結構體裝修損處修補。
- 3.高架橋樑結構體之缺失修補。
- 4.舊結構體剝落處補強修補。
- 5.水電、冷氣工程裝置後結構體修補。

物性

試驗項目	試驗方法	試驗結果
比重	- - - -	1.34 ± 0.1
抗壓 (kgf/c m ²)	參照 ASTM C109 抗壓試驗程序	470
抗拉 (kgf/c m ²)	參照 ASTM C190 抗拉試驗程序	75
抗折 (kgf/c m ²)	參照 ASTM C348 抗折試驗程序	200
乾縮量 (%)	參照 ASTM C596 乾縮量試驗程序，試體測試之齡期為 3 天	0.09

Features

HIPOXY 821 is a solvent free, two components, and easy application epoxy repair mortar.

- 1.Fast curing and excellent adhesion: excellent use in various environments, such as vertical and overhead surfaces, etc.
- 2.Non shrinking: suitable for structural repairs.
- 3.High compressive strength: durable and stable.
- 4.Recoating: recoating is applied when patches thickness in 5cm.

Usages

- 1.Filler for cracks, voids and other defects in concrete and other masonry surfaces.
- 2.Repairing damaged concrete structure.
- 3.Highway bridge structures repairs.
- 4.The old structure damages repairs.
- 5.Long-term repair for concrete pipes, electricity, etc.

Physical properties

Testing items	Testing methods	Testing results
Specific gravity	- - - -	1.34 ± 0.1
Compressive strength (kgf/c m ²)	Refer to ASTM C109	470
Tensile strength (kgf/c m ²)	Refer to ASTM C190	75
Flexural strength (kgf/c m ²)	Refer to ASTM C348	200
Drying shrinkage (%)	Refer to ASTM C596(3 days)	0.09



HIPOXY 821

混凝土結構體修補材料 Structure Repair Material

包裝

HIPOXY 821G (主劑) : 3.33 kg / 桶
HIPOXY 821B (硬化劑) : 1.67 kg / 桶
配比 : 2:1 顏色 : 灰 (水泥色)

Packaging

Component A: 3.33kg / pail
Component B: 1.67kg / pail
Mix ratio 2:1 Colour : gray



施工程序及注意事項

1. 將硬化劑倒入主劑中，使用電動攪拌器充分攪勻。
2. 可(使用)操作時間約 25~40 分鐘不等，視環境溫度而定。
3. 直接使用鏟刀挖取混合物塗抹於待修補處。
4. 每次可塗抹約 2~5 公分厚，待 40~60 分鐘表面指觸乾化後，即可再塗上第二層。指乾時間視結構體及環境溫度而不同。
5. 塗抹修補畢，材料將歷時 8 小時後完全乾硬。
6. 本材料使用前，結構體待修補處之表面應清除灰塵，鬆脫物及油漬，平面處不可有積水。
7. 若少量使用時，可以依比例取用主劑及硬化劑少量來攪拌，少量時適用於一般補土施工方式。未混合之剩餘材料應再封存於陰涼處，避免直接曝露於水氣中及陽光下。且應儘快使用以免長期質變。
8. 工具之清潔可以使用環氧樹脂材料專用之溶劑來清洗。
9. 皮膚接觸部分請使用清水及肥皂清洗。
10. 本材料為無溶劑成份產品，惟混合時會有高溫反應現象，使用者最好穿戴手套，未開封材料可保存六個月。
11. 使用時請注意避免污染環境。

Application and Limitation

1. Pour component B into component A, and stir with a low speed by electrical stirrer until the mixture becomes homogenous.
2. Pot life is about 25-40 minutes depending on temperature.
3. Apply with trowel directly.
4. It could be applied by 2~5 cm at one time. Allow 40~60 minutes to tack free dry, and then additional coats may be applied. Tack free time will vary according to the ambient temperature.
5. Allow 8 hours to cure.
6. Surface must be sound, level, clean and free of oils, grease, or any contaminants.
7. Store the components in a cool, dry place. Prevent it from direct sunlight.
8. All tools and equipment can be cleaned with EP Thinner.
9. Any contact with skin should be clean with soap and water.
10. This product is a solvent-free product. Wear protective clothing and gloves. The storage time is about six months if material unopened.
11. Prevent ambient environment from damage when application.

工程實例 *Reference*



慶泰樹脂化學股份有限公司

總公司：台中市大甲區日南幼獅工業區工二路 50 號
洽詢專線：TEL：04-26816835-9 FAX：04-26811361

網址：<http://www.chingtai-resins.com.tw>

E-MAIL：service@chingtai-resins.com.tw

台北營業所：TEL：02-22392356 FAX：02-22392357

高雄營業所：TEL：07-7497891 FAX：07-7497893